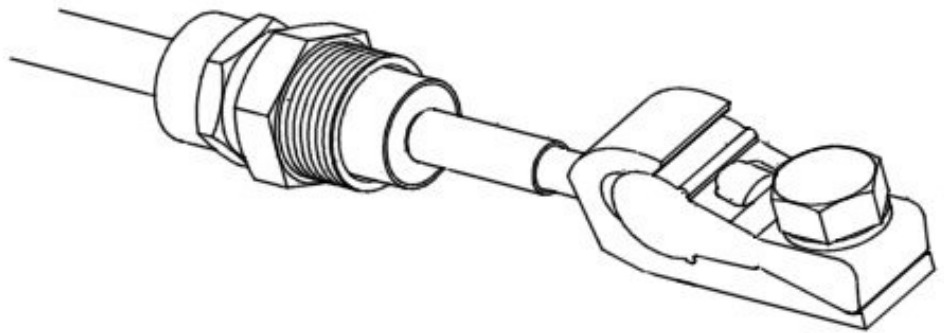


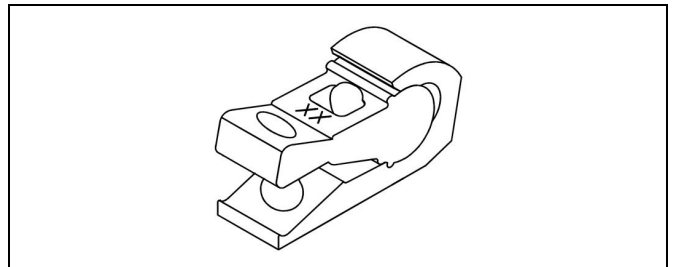
TD 5 *Cytolok*[®] cable lugs for MI cable

Cytolok lugs are quick and simple to install using only a spanner. This dispenses with the need for special tooling. They can be used on both single and multi-core cables.

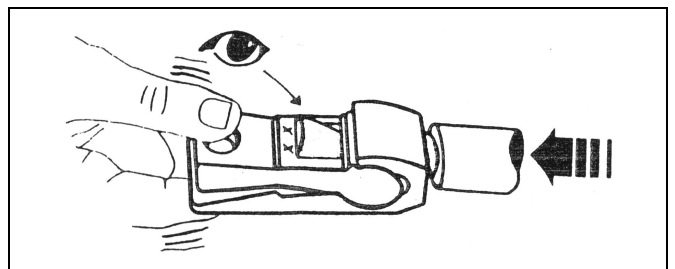


RQK ref	6	10	16	25	35	50	70	95	120	150	185	240	300
Stripped Length	15	18	20	25	30	38	28	45	50	60	60	70	70
Fixing Hole dia	6	6	6	6	8	10	10	10	12	16	16	16	16

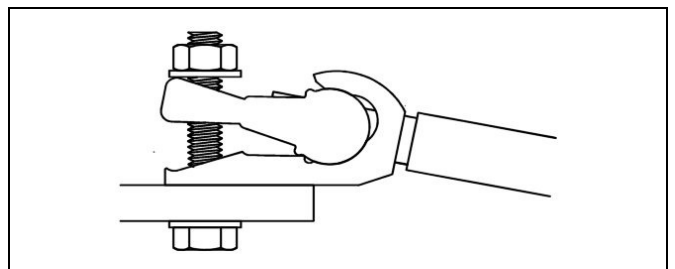
Strip back conductor sleeving to length shown in the table above. Remove mineral insulant from the exposed conductor. Assemble the lug so that the XX marking is facing outwards as shown.



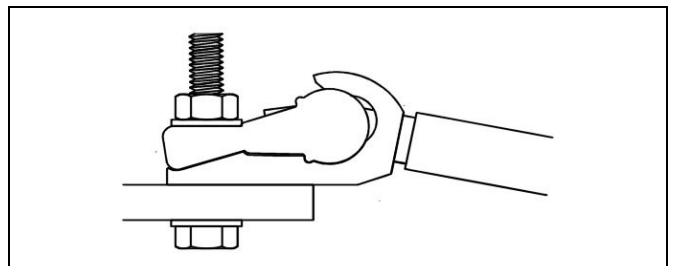
Fully insert the conductor into the lug.



Assemble the lug onto the apparatus and tighten with a spanner.



When the lug is fully closed, tighten the bolt or nut a further 1/4 to 1/2 a turn.



Revision March 2009



AEI Cables Ltd
 Durham Road, Birtley
 Co Durham DH32RA UK
 Tel (+44) (0)191 410 3111
 Fax (+44) (0)191 410 8312